

PRINCIPLE 7



ARCHITECTURAL STYLE AND HISTORIC PRESERVATION

PRINCIPLE 7: ARCHITECTURAL STYLE AND HISTORIC PRESERVATION



Principle

The continuity and quality of the university's campus environment are materially affected by the character and architectural style of the buildings. Furthermore, the university's historic buildings and landscapes, which are important defining features of the campus, are artifacts of the cultural heritage of the community, the state, and the nation.

To preserve the overall visual continuity and quality of the campus and as a commitment to the preservation and rehabilitation of identified historic resources, all construction projects shall follow the principle refinements below.

Pattern Summary

(Refer to "Principle 11: Patterns" on page 91 for the complete pattern text.)

- Arcades
- **Architectural Style**
- Building Character and Campus Context
- Building Complex
- **Connected Buildings**
- Family of Entrances
- Four-story Limit
- **Future Expansion**
- Good Neighbor
- Historic Landscapes
- **Main Building Entrance**
- **Operable Windows**
- Quadrangles and the Historic Core
- **Site Repair**
- **Sustainable Development**
- **Wholeness of Project**
- **Wings of Light**

Principle Refinements


Architectural Style

- (a) The design of new buildings and additions shall be compatible and harmonious with the design, orientation, and scale of adjacent buildings, though they need not (and in some cases should not) mimic them.
- (b) In order to create a cohesive campus, new buildings and additions should be responsive to the overall campus character and reflect the materials (e.g., brick) and composition of the Lawrence-era buildings. Emphasis should be placed on creating high-quality, human-scaled, and carefully detailed buildings. Address the campus characteristics described on the following page.



Streisinger Courtyard

Campus Character:





Building Meets the Sky - Complex rooflines draw your eye upwards.



Rhythm of Windows - Repetition of windows break up the scale of the facade (e.g., openings separated by columns or other vertical elements or recessed windows). As a general (but not absolute) rule, avoid large, blank facades, large areas of glazing, or unbroken, horizontally oriented windows (ribbon windows).



Composition - Buildings should be vertically composed of three parts: top, middle, and bottom. Provide distinction through the use of horizontal lines, such as banding, use of different materials, or variation in patterns and textures.




Operable Windows and Window Details

- Allow fresh air and the ability to adjust personal environment. Window details can include change in material with banding, brick patterns, type and color of frame.



Main Building Entrance - Provide a clear sense of where to go, how to enter the building; a feeling of arrival, building presence, and weather protection.



Secondary Entrances - These are not as bold as a main entrance, but still easy to locate and with visual interest.



Details - Contribute to the richness of the campus character by giving each building a sense of individuality. Humanize buildings and integrate art.

Historic Preservation

- (a) When altering buildings and landscapes listed in the National Register of Historic Places or as a City Landmark, projects must follow the *Secretary of the Interior's Standards for Rehabilitation and Guidelines for Rehabilitating Historic Buildings*. (Refer to Appendix G for a copy of the standards.)
- (b) When altering interior or exterior resources that are listed or eligible to be listed in the National Register of Historic Places, the university, through Campus Planning and Facilities Management, will consult with the State Historic Preservation Office as appropriate. (Refer to Appendix H for a description of historic resources.)
- (c) When federal funds are used, projects must comply with the federal historic review process (Code of Federal Regulations, Section 106).

Historic Landscapes

These policy refinements address processes for identifying and documenting historic landscapes and provide a framework for making decisions about preferred preservation actions and future development. Refer to the Campus Heritage Landscape Plan, section “1.0 Landscape Preservation Guidelines and Description of Historic Resources” for further definition and a description of treatment approaches.

- (a) Protect and steward the campus's historic landscapes in the context of an evolving university. (Refer to Appendix H on page 180 for a description of historic landscapes.)
- (b) Identify, evaluate, and consider preservation treatment for all potential historic landscapes—designated open spaces and others.
- (c) Develop preservation treatment plans for open spaces determined to be historic.
- (d) Select treatment approaches based upon significance, integrity, and contemporary goals for the space.



Collier House (City Landmark)



Jordan Schnitzer Museum of Art (National Register)



Villard Hall (National Landmark)


- (e) Manage and maintain historic landscapes.
- (f) Balance preservation and other contemporary needs of the university and region.
- (g) Integrate historic landscape characteristics into new elements and areas.
- (h) Document cultural landscape design interventions to leave a clear record of preservation and new design actions that will assist future preservation planning.
- (i) Communicate and educate about the historic qualities of the campus landscape so they become part of the values, culture, and intellectual resource of the university.
- (j) Integrate historic preservation goals into other related *Campus Plan* principles and subject-specific campus planning and maintenance documents.



University Hall Walk Axis, circa 1896 (National Landmark)



Dads' Gates (National Register)



Memorial Quad, circa 1945 (National Register)