

**Campus Map 2021**  
for the use of  
Campus Planning and Facilities Management  
[www.uoregon.edu](http://www.uoregon.edu)

Updated: March 10, 2021

Map created by UO Campus Planning  
Map Source: Campus GIS and Mapping

**Campus Map 2021**  
for the use of  
Campus Planning and Facilities Management  
[www.uoregon.edu](http://www.uoregon.edu)

Updated: March 10, 2021

Map created by UO Campus Planning  
Map Source: Campus GIS and Mapping

**Campus Map 2021**  
for the use of  
Campus Planning and Facilities Management  
[www.uoregon.edu](http://www.uoregon.edu)

Updated: March 10, 2021



Map created by UO Campus Planning  
Map Source: Campus GIS and Mapping

**Campus Map 2021**  
for the use of  
Campus Planning and Facilities Management  
[www.uoregon.edu](http://www.uoregon.edu)

Updated: March 10, 2021



Map created by UO Campus Planning  
Map Source: Campus GIS and Mapping

## Legend

-  UO Land
-  UO Designated Bicycle Routes  
(within UO land)



\*Note: The designated bicycle routes come from the UO Bicycle Plan. Any area on UO land that is not a designated bicycle route is a dismount zone. Contact Emily Eng at 541-346-5606 if you have any questions.

## Legend

-  UO Land
-  UO Designated Bicycle Routes  
(within UO land)



\*Note: The designated bicycle routes come from the UO Bicycle Plan. Any area on UO land that is not a designated bicycle route is a dismount zone. Contact Emily Eng at 541-346-5606 if you have any questions.

## Legend

-  UO Land
-  UO Designated Bicycle Routes  
(within UO land)

\*Note: The designated bicycle routes come from the UO Bicycle Plan. Any area on UO land that is not a designated bicycle route is a dismount zone. Contact Emily Eng at 541-346-5606 if you have any questions.

## Legend

-  UO Land
-  UO Designated Bicycle Routes  
(within UO land)

\*Note: The designated bicycle routes come from the UO Bicycle Plan. Any area on UO land that is not a designated bicycle route is a dismount zone. Contact Emily Eng at 541-346-5606 if you have any questions.

